

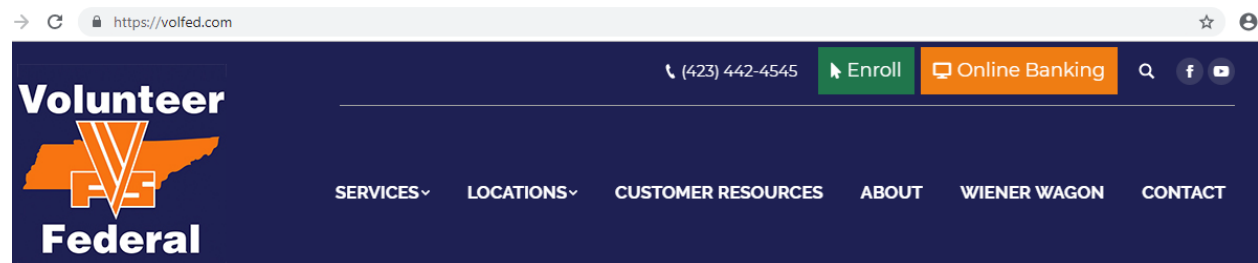
Guide to Setting Up Current Balance Alerts

Current balance alerts are available to help you manage your bank account and avoid overdraft fees. This tool allows you to set up alerts that will notify you when your account falls below a threshold that is determined by you. The alert will be sent to the email address on file for your account.

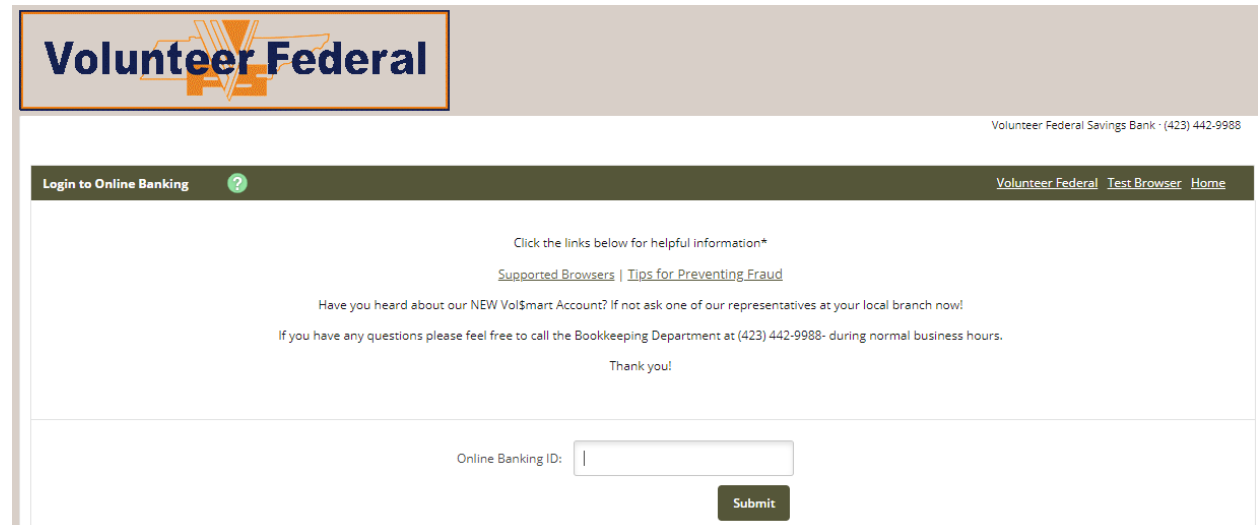
If you have not yet enrolled in online banking, instructions to help you do that are available [here](#).

Follow the step-by-step guide to set up alerts on your account.

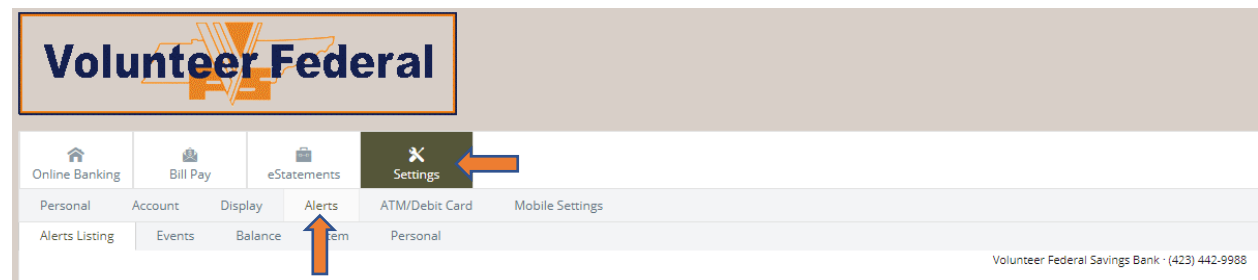
1. Go to www.volfed.com and Select the Online Banking button.



2. Log in to your online banking account.



3. Next Select Settings and then Alerts.



Guide to Setting Up Current Balance Alerts

4. Under alerts listing you should see the following options. Under Current Balance Alert, select Add Item Alert link.

Online Banking | Bill Pay | eStatements | **Settings**

Personal | Account | Display | Alerts | ATM/Debit Card | Mobile Settings

Alerts Listing | Events | Balance | **Item** | Personal

Volunteer Federal Savings Bank · (423) 442-9988

Current Event Alerts [Edit Event Alerts](#)

When the following Occurs: Alert Me:
There are currently no Event Alerts set up.

Current Balance Alerts [Add Balance Alerts](#)

When Balance In: Goes: Amount: Alert Me:
There are currently no Balance Alerts set up.

Current Item Alerts [Add Item Alert](#)

When An Item clears: Account: Alert Me:
There are currently no Item Alerts set up.

Current Personal Alerts [Add Personal Alert](#)

On the Following date: Remind me of: Alert Me:
There are currently no Personal Alerts set up.

5. Next add the alert type and threshold amount that works for you. Then click Submit.

Volunteer Federal

Online Banking | Bill Pay | eStatements | **Settings**

Personal | Account | Display | Alerts | ATM/Debit Card | Mobile Settings

Alerts Listing | Events | Balance | **Item** | Personal

Volunteer Federal Savings Bank · (423) 442-9988

Balance Alert

* Alert Type: Email Login

If the balance in: VOL MART 0001


Goes: Above Below

* Amount: \$ 10 . 00

Cancel Submit

Guide to Setting Up Current Balance Alerts

6. Last, please confirm your email address on file. Then click Accept.



Online Banking | Bill Pay | eStatements | **Settings**

Personal | Account | Display | Alerts | ATM/Debit Card | Mobile Settings

Alerts Listing | Events | Balance | Item | Personal

Volunteer Federal Savings Bank · (423) 442-9988

Balance Alert ?


You have elected to receive alerts via email. Please confirm your email address on file.

johndoe@emailaccount.com

Cancel | **Accept**

7. The alert you created will then show in the Current Balance Alert Listing.

*** It may also be edited or deleted from this page. ***



Online Banking | Bill Pay | eStatements | **Settings**

Personal | Account | Display | Alerts | ATM/Debit Card | Mobile Settings

Alerts Listing | Events | Balance | Item | Personal

Volunteer Federal Savings Bank · (423) 442-9988

Information Message: Successfully saved Alert Watches

Current Event Alerts ? [Edit Event Alerts](#)

When the following Occurs: **Alert Me:**

There are currently no Event Alerts set up.

Current Balance Alerts ? [Add Balance Alerts](#)

When Balance In:	Goes:	Amount:	Alert Me:	
VOL MART 0001	Below	\$10.00	With an Email	Edit Delete